

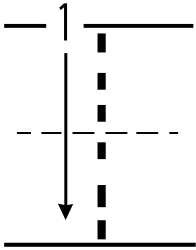
Name.....

Class:.....

Date:.....

Help Active 

Ant to learn and write the number 1 — One



Handwriting practice area consisting of ten rows of horizontal lines. Each row has a solid top line, a dashed middle line, and a solid bottom line. Vertical dotted lines divide the rows into columns for writing practice.

Name.....

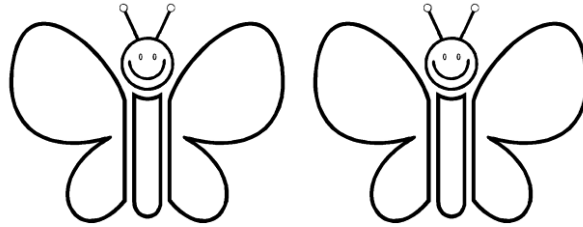
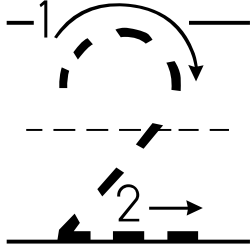
Class:.....

Date:.....

Help Beautiful



Butterfly to learn the number 2 – Two



Handwriting practice lines for the number 2. Each line consists of a solid top line, a dashed middle line, and a solid bottom line. The first five lines each contain five dotted number 2s for tracing. The sixth line contains two dotted number 2s for tracing. The remaining three lines are blank for independent practice.

Name.....

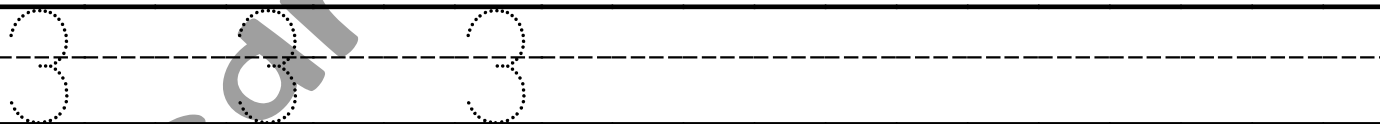
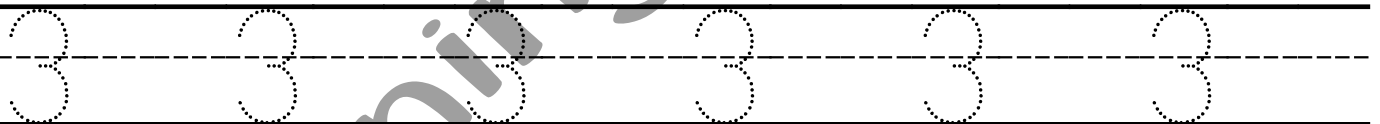
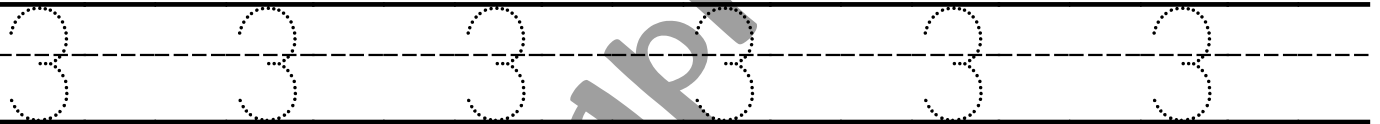
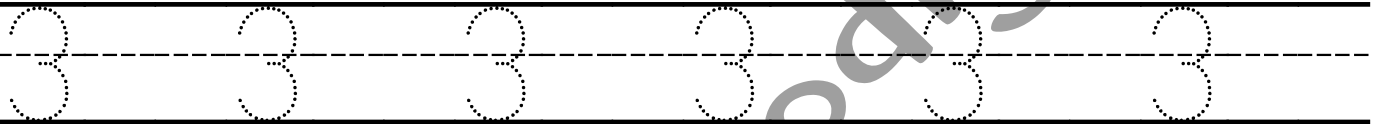
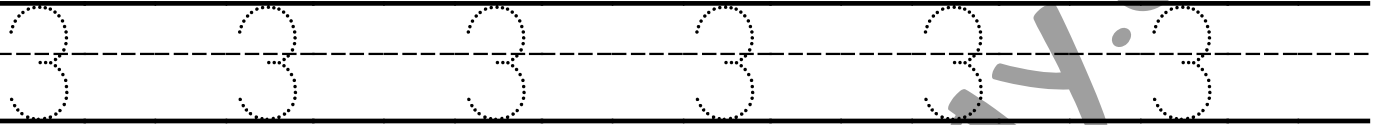
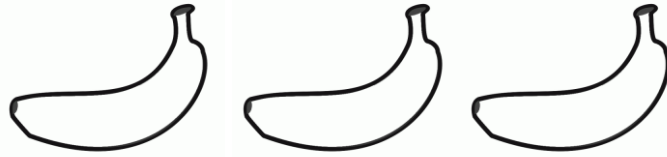
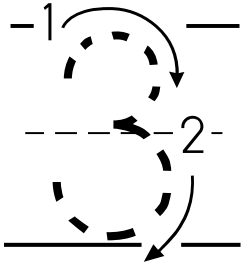
Class:.....

Date:.....

Help the Majestic



Monkey to learn the number 3 - Three




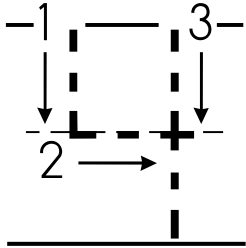
Name.....

Class:.....

Date:.....



Help the Delightful Dog to learn the number 4 — Four




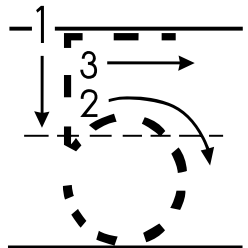
Handwriting practice lines consisting of multiple rows of solid top and bottom lines with a dashed middle line. A large, diagonal watermark reading 'Learningprodigy.com' is overlaid across the entire page.

Name:.....

Class:.....

Date:.....

Help the Fancy  Fish to learn the number 5— Five



5 5 5 5 5 5

5 5 5 5 5 5

5 5 5 5 5 5

5 5 5 5 5 5

5 5

Blank handwriting lines

Blank handwriting lines


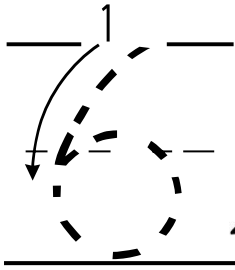
Blank handwriting lines

Name.....

Class:.....

Date:.....

Help the Honest Honeybee  to learn the number 6 — Six



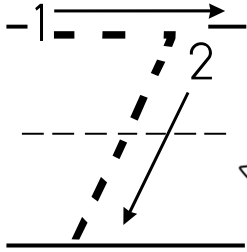
Handwriting practice lines for the number 6. Each row consists of a solid top line, a dashed middle line, and a solid bottom line. The first four rows each contain five dotted number 6s for tracing. The fifth row contains two dotted number 6s. The remaining three rows are blank for independent practice.

Name.....

Class:.....

Date:.....

Help the Elegant  elephant to learn the number 7— Seven



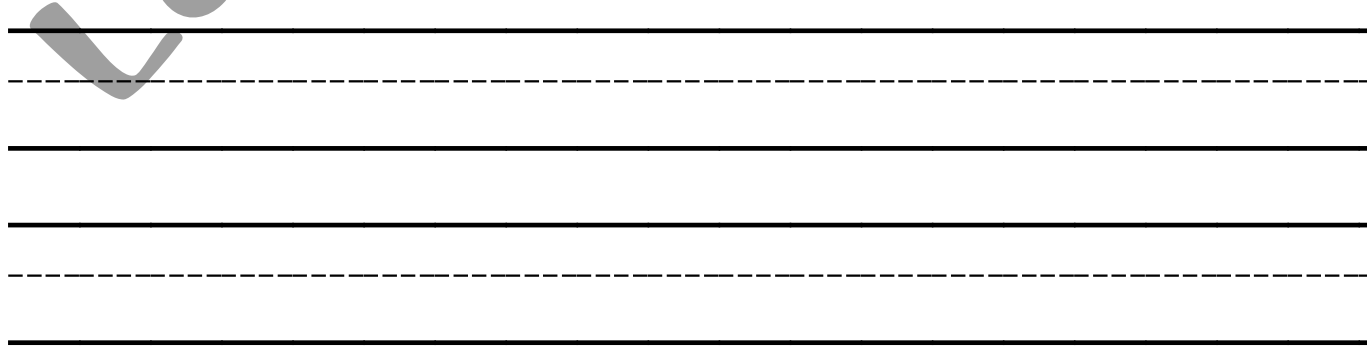
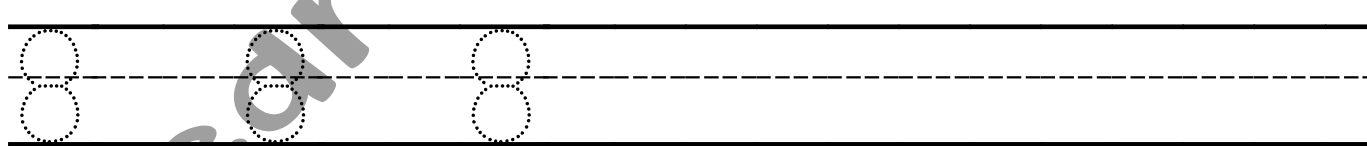
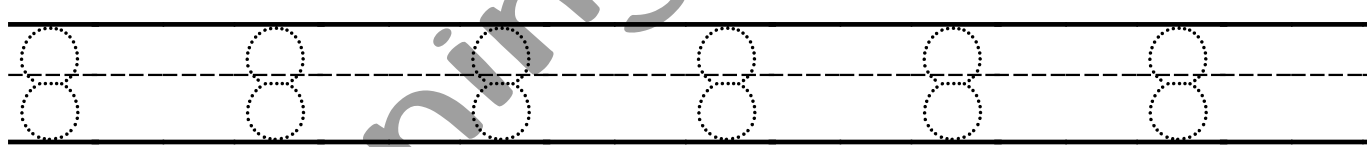

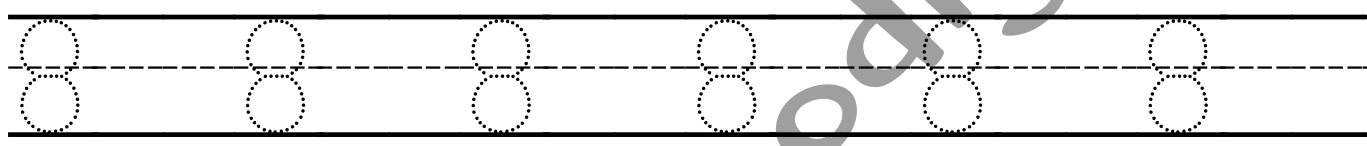
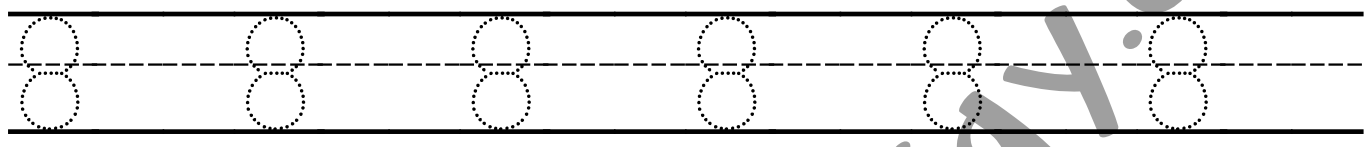
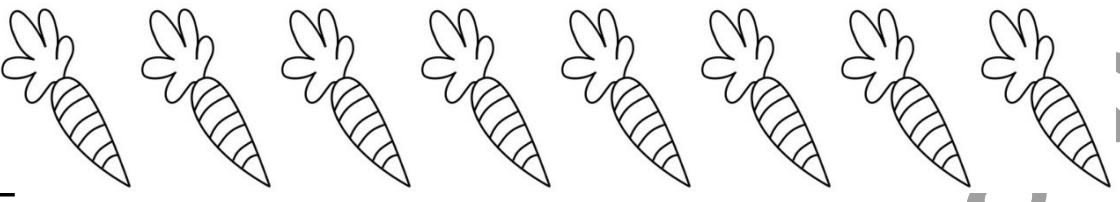
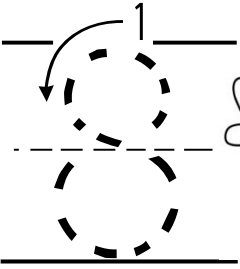
Handwriting practice area with multiple sets of three horizontal lines (top, middle dashed, bottom) and a diagonal dashed line on the left side of each set.

Name.....

Class:.....

Date:.....

Help the Reliable Rabbit  to learn the number 8 — Eight




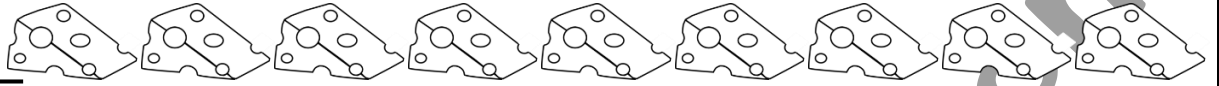
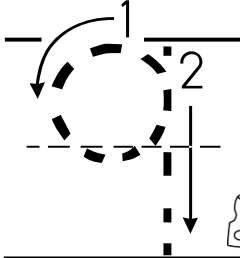


Name.....

Class:.....

Date:.....

Help the Magic  Mouse to learn the number 9 — Nine



Handwriting practice lines for the number 9. Each line consists of a solid top line, a dashed middle line, and a solid bottom line. The first five lines each contain a dotted number 9 for tracing. The last three lines are blank for independent practice.

Name.....

Class:.....

Date:.....

Help the Passionate  Penguin to learn the number 10 – Ten

