


Name:.....

Class:.....

Date:.....

अक्षरों को ट्रेस करें (aksharon ko tres karen)— Trace the letters

अ — (A)



अनार (Anaar)

As A in Apple

अ अ अ अ अ

अ अ अ अ अ

अ अ अ अ अ

अ अ

Name.....

Class:.....

Date:.....

अक्षरों को ट्रेस करें (aksharon ko tres karen)— Trace the letters

आ (AA)



आम (Aam)

As AA in Among

आ आ आ आ आ
आ आ आ आ आ
आ आ आ आ आ
आ आ आ

Name.....

Class:.....

Date:.....

अक्षरों को ट्रेस करें (aksharon ko tres karen)— Trace the letters

इ-(I)



इमली (Imalee)

As **I** in **I**nside

Learningprodigy.com

Tracing practice area with multiple rows of dotted Hindi letter 'इ' on lined paper. The first row contains five dotted 'इ' characters. The second row contains six dotted 'इ' characters. The third row contains five dotted 'इ' characters. The fourth row contains three dotted 'इ' characters. Below these are several more rows of empty lines for independent practice.

Name.....

Class:.....

Date:.....

अक्षरों को ट्रेस करें (aksharon ko tres karen)— Trace the letters

ई (EE)



ईख (Eekh)

As EE in Keen

Tracing practice area with dotted Hindi letter 'ई' on lined paper. The letter 'ई' is repeated in a grid pattern for tracing. A large watermark 'Learningprodigy.com' is overlaid diagonally across the page.

Name.....

Class:.....

Date:.....

अक्षरों को ट्रेस करें (aksharon ko tres karen)— Trace the letters

उ (U)



उल्लू (Ullū)

As U in Cut

उ उ उ उ उ उ

उ उ उ उ उ उ

उ उ उ उ उ उ

उ उ उ

Name.....

Class:.....

Date:.....

अक्षरों को ट्रेस करें (aksharon ko tres karen) — Trace the letters



ऊ - (OO)

ऊन (Oon)

As OO in Spoon

ऊ ऊ ऊ ऊ ऊ

ऊ ऊ ऊ ऊ ऊ

ऊ ऊ ऊ ऊ ऊ

ऊ ऊ

Name.....

Class:.....

Date:.....


अक्षरों को ट्रेस करें (aksharon ko tres karen)— Trace the letters

रि-(RI)



ऋषि (Rishi)

As RI in River



Name.....

Class:.....

Date:.....

अक्षरों को ट्रेस करें (aksharon ko tres karen)— Trace the letters

ए - (AE)

1

एक (Ek)

As AE in Aerobic

ए ए ए ए ए
ए ए ए ए ए
ए ए ए ए ए
ए ए

Name.....

Class:.....

Date:.....

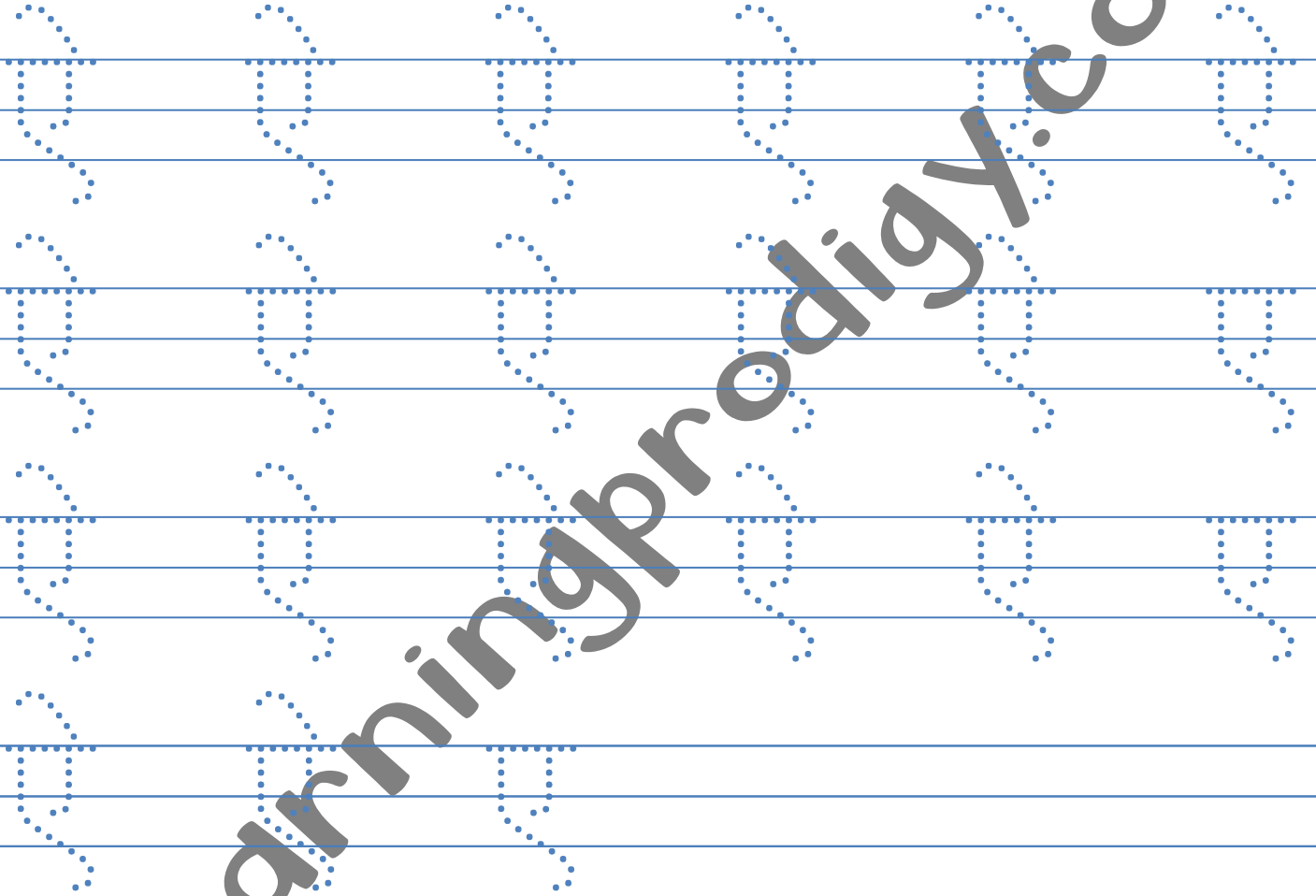
अक्षरों को ट्रेस करें (aksharon ko tres karen) — Trace the letters

ऐ - (AAE)



ऐनक (Ainak)

As **AAE** in **A**side



Name.....

Class:.....

Date:.....

अक्षरों को ट्रेस करें (aksharon ko tres karen)— Trace the letters

ओ (O)



ओखली (Okhli)

As O in Orange

ओ ओ ओ ओ
ओ ओ ओ ओ
ओ ओ ओ ओ
ओ ओ ओ ओ

Name.....

Class:.....

Date:.....

अक्षरों को ट्रेस करें (aksharon ko tres karen)— Trace the letters

ौ-(OW)



औरत (Aurat)

As OW in Bow

ौ औ औ औ औ
ौ औ औ औ औ
ौ औ औ औ औ
ौ औ औ

Name.....

Class:.....

Date:.....

अक्षरों को ट्रेस करें (aksharon ko tres karen)— Trace the letter

ं (AM)



अंगूर (Angoor)

As AM in Umpire

ं ं ं ं ं

ं ं ं ं ं

ं ं ं ं ं

ं ं ं

Name.....

Class:.....

Date:.....

अक्षरों को ट्रेस करें (aksharon ko tres karen)— Trace the letters

अः - (AHA)

अः अः अः अः

अः अः अः अः

अः अः अः अः

अः अः अः